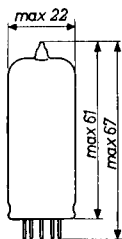
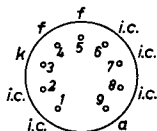


High-vacuum HALF-WAVE RECTIFIER
 REDRESSEUR MONOPLAQUE à vide poussé
 Hochvakuum EINWEGGLEICHRICHTERRÖHRE

Heating : indirect by A.C. or D.C.;
 series supply
 Chauffage: indirect par C.A. ou C.C.;
 alimentation série
 Heizung : indirekt durch Wechsel-
 oder Gleichstrom; Serien-
 speisung

$V_f = 38 \text{ V}$
 $I_f = 100 \text{ mA}$

Dimensions in mm
 Dimensions en mm
 Abmessungen in mm



Base, culot, Sockel: Noval

Operating characteristics
 Caractéristiques d'utilisation
 Betriebsdaten

V_i	=	110	127	220	250 V_{eff}
I_o	=	110	110	110	110 mA
C_{filt}	=	100	100	100	100 μF
R_t	=	0	0	90	100 Ω
V_o	=	112	135	215	245 V

Limiting values
 Caractéristiques limites
 Grenzdaten

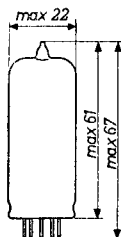
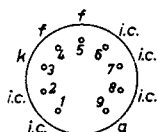
V_{invp}	= max.	700 V
I_o	= max.	110 mA
I_{ap}	= max.	660 mA
V_{kf_p} (k pos., f neg.)	= max.	550 V
V_i	=	110 127 220 250 V_{eff}
R_t	= min.	0 0 90 100 Ω

High-vacuum HALF-WAVE RECTIFIER
 REDRESSEUR MONOPLAQUE à vide poussé
 Hochvakuum EINWEGGLEICHRICHTERRÖHRE

Heating : indirect by A.C. or D.C.;
 series supply
 Chauffage: indirect par C.A. ou C.C.;
 alimentation série
 Heizung : indirekt durch Wechsel-
 oder Gleichstrom; Serien-
 speisung

$V_f = 38 \text{ V}$
 $I_f = 100 \text{ mA}$

Dimensions in mm
 Dimensions en mm
 Abmessungen in mm



Base, culot, Sockel: Noval

Operating characteristics
 Caractéristiques d'utilisation
 Betriebsdaten

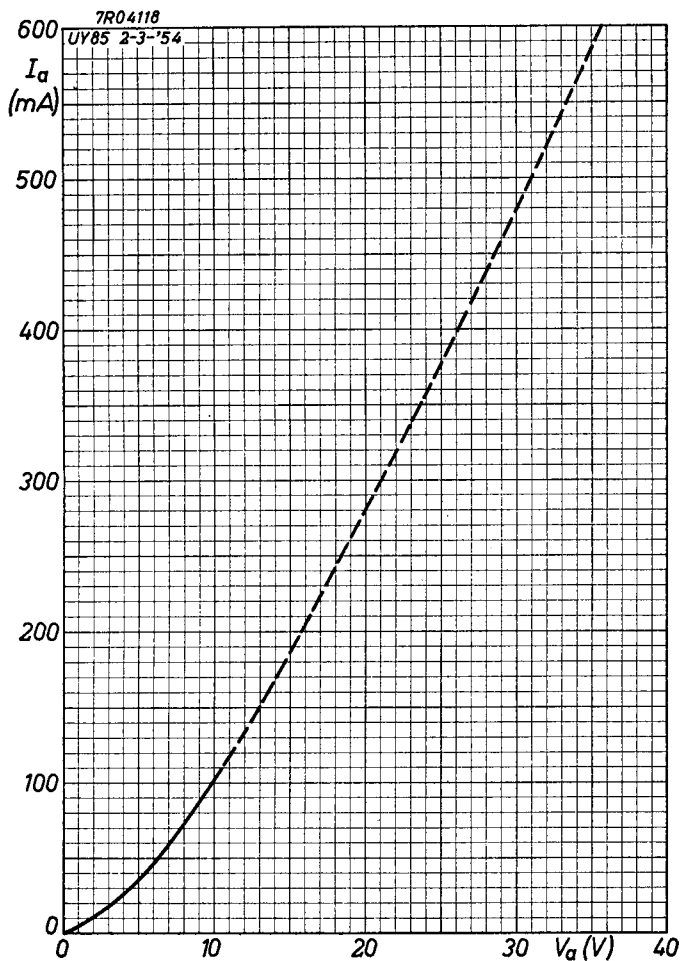
V_i	=	110	127	220	250 V_{eff}
I_o	=	110	110	110	110 mA
C_{filt}	=	100	100	100	100 μF
R_t	=	0	0	90	100 Ω
V_o	=	112	135	215	245 V

Limiting values
 Caractéristiques limites
 Grenzdaten

V_{invp}	= max.	700 V
I_o	= max.	110 mA
I_{ap}	= max.	660 mA
V_{kfp} (k pos., f neg.)	= max.	550 V
V_i	=	110 127 220 250 V_{eff}
R_t	= min.	0 0 90 100 Ω

PHILIPS

UY 85

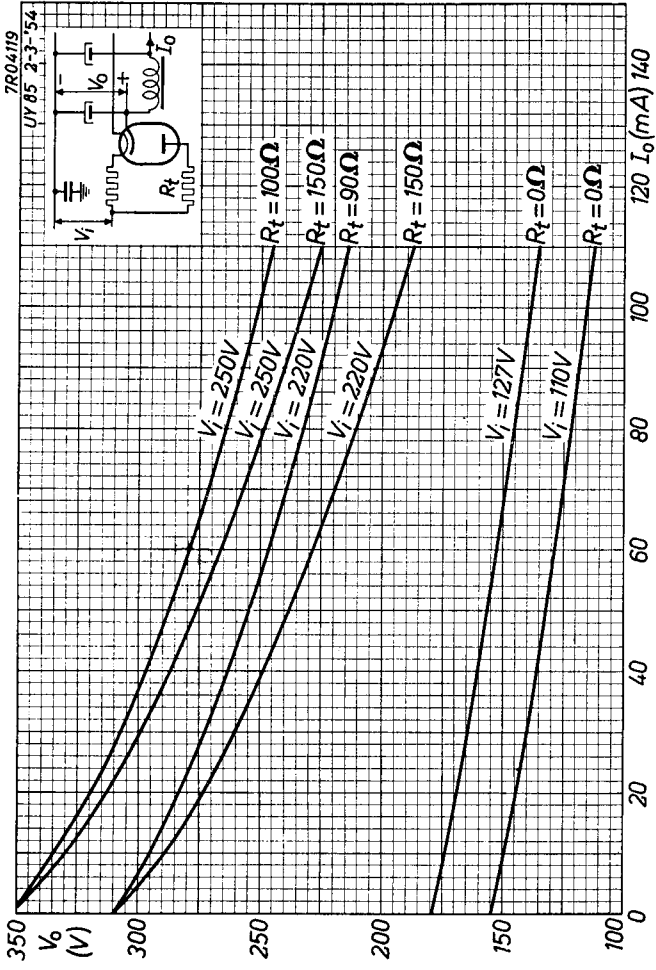


4.4.1954

A

UY 85

PHILIPS



B

PHILIPS



*Electronic
Tube*

HANDBOOK

page	UY85 sheet	date
1	1	1954.03.03
2	1	1955.09.09
3	A	1954.04.04
4	B	1954.04.04
5	FP	2000.07.09